


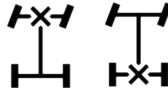





INEOS GRENADIER OFF-ROAD FUNCTIONS QUICK START GUIDE

OFF-ROAD MODE	Overhead Panel Switch #	<p><i>Optimises vehicle for off-road use (eg turns park assist and start-stop off)</i></p> <p>To activate, the vehicle must be stationary, with the engine running Press the button for 1 sec, light will flash, then press again to confirm # Note that these functions are disengaged when vehicle is switched off</p>	
CENTRE DIFFERENTIAL LOCK	Transfer Case Lever	<p><i>Distributes torque evenly to the front and rear axles</i></p> <p>Lift collar on lever and shift across to LOCK May be engaged when stopped or moving slowly (under 40km/h) Only to be used on low traction surfaces (not on sealed roads).</p>	
LOW RANGE	Transfer Case Lever	<p><i>Provides lower gearing, better engine braking, and more usable gears for low speed work</i></p> <p>To engage, vehicle must be stationary, with transmission in NEUTRAL Lift collar on lever and shift down to engage LOW</p>	
REAR AND FRONT DIFFERENTIAL LOCKS	Overhead Panel Switches #	<p><i>Prevent all the torque going to a slipping wheel</i></p> <p>To engage, vehicle must be in LOW with the Centre differential locked May be engaged or disengaged when stopped or moving below 15km/h Rear must be locked before front. Front severely restricts steering.</p>	
WADING MODE	Overhead Panel Switch #	<p><i>Optimises vehicle for wading (eg disables engine fans and DPF regen.)</i></p> <p>To activate, vehicle must be in Off-road mode, with the Centre differential locked and the transfer case in LOW Press the button for 1 sec, light will flash, then press again to confirm</p>	
ESC OFF	Overhead Panel Switch #	<p><i>Prevents Electronic Stability Control from cutting power to wheels in situations such as sand driving where momentum is crucial</i></p> <p>ESC automatically resumes if vehicle speed reaches 80km/h Reduces driver assistance. Should not be used for dirt road driving.</p>	
DOWNHILL ASSIST	Overhead Panel Switch #	<p><i>Brakes individual wheels to maintain set speed downhill</i></p> <p>Vehicle speed can be adjusted using + and - buttons on steering wheel Not available with ESC OFF or with the Rear or Front differentials locked Only operates at speeds below 25km/h (or below 10km/h in reverse)</p>	

See Owner's Manual and *Getting to Grips With Your INEOS Grenadier* videos for more info. Also consider lowering tyre pressures and using Manual gearshift mode.